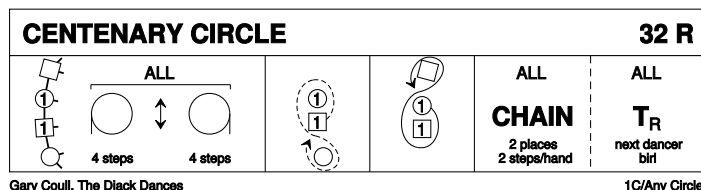


# RSCDS Spring Workshop Program 2026

## 1 CENTENARY CIRCLE R32 · 1C

Gary Coull: *The Diack Dances* · Crib: *E-cribs* · Diagram: Keith Rose's Diagrams

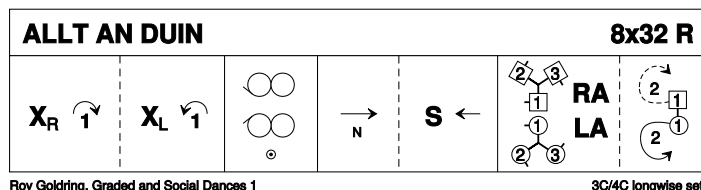
- 1- All circle L{2} | A&R | circle R{2}
- 9- W Fig8 round P & corner
- 17- M Fig8 round P & corner & face P
- 25- 2 hands of Gr-Chain (2 bars/hand) ;  
turn (or birl) new partner



## 2 ALLT AN DUIN R32 · 3/4L

Roy Goldring: *Graded and Social Dances 1 - 24 Dances* · Crib: *E-cribs* · Diagram: Keith Rose's Diagrams

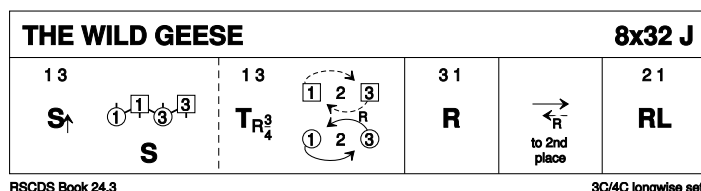
- 1- 1c cross RH | cast off ; cross LH | cast to 1pl (1,2,3)
- 9- Mirror Reels3 on sides, 1c in and down (1,2,3)
- 17- 1c dance down (2c up) ; set | dance up in 2pl centre facing up
- 25- All W RHA **while{4}** all M LHA ; 1c dance to top and cast off to 2pl (2,1,3)



## 3 THE WILD GEESE J32 · 3/4L

RSCDS XXIV 3 · Crib: *E-cribs* · Diagram: Keith Rose's Diagrams

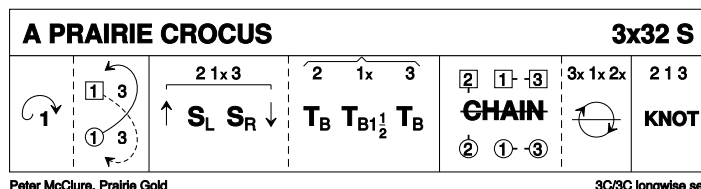
- 1- 1c+3c set advancing to midline with P on R | BiL ; 1c turn  $\frac{3}{4}$  RH and cast off to 3pl **while{4}** 3c turn  $\frac{3}{4}$  RH and lead to 1pl (3,2,1)
- 9- Repeat [1-8] from new positions (1,2,3)
- 17- 1c lead down the middle (2c up on [19-20]) ; and up to (2,1,3)
- 25- 2c+1c R&L



## 4 A PRAIRIE CROCUS S32 · 3/3L

Peter McClure: *Prairie Gold* · Crib: *SCDDDB Contributed Cribs & Diagrams* · Diagram: Keith Rose's Diagrams

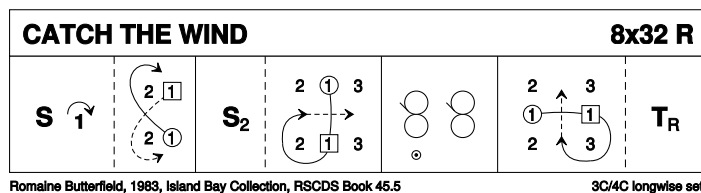
- 1- 1c cast off (2c up on 3-4) ; 1c dance  $\frac{1}{2}$  Fig8 round 3c
- 9-12 All advance 1 step, set (LF then RF), retire 1 step
- 13-16 All turn BH to own sides (1c:  $1\frac{1}{2}$  times, 2&3c: once), finish 1c facing down, 3c up
- 17-20  $\frac{1}{2}$  Grand Chain, all finish facing CW (1M, 2W, 3W curve round by R)
- 21-24 All chase CW to own sides
- 25- 3-couple Knot



## 5 CATCH THE WIND R32 · 3/4L

Romaine Butterfield: RSCDS XLV 5 · Crib: E-cribs · Diagram: Keith Rose's Diagrams


- 1– 1c set | cast off (2c up) ; ½Fig8 up (2,1x,3)  
 9– 1c set twice, on [11–12] 1W swivels R to face out ; 1W (1M following) casts R round 2M and down middle to finish 1W between 3c facing 3M, and 1M between 2c facing 2M.  
 17– 1M+2c & 1W+3c Rsh reels3 across  
 25– 1W (1M following) casts R round 3M and cross to 2pl ; 1c turn RH (2,1,3)



## 6 TULLYNESSLE AND FORBES HALL S32 · 3/3L

Edna Ewen: RSCDS LIV 6 · Crib: MiniCribs · Diagram: Keith Rose's Diagrams

- 1-8 1s+2s+3s set, 1s cast as 2s dance up. 1L+2s also 1M+3s dance RH across, 2s face out.  
 9-16 2s +1s dance double Fig 8 (1s cross up, 2s cast off), 1s finish in middle facing down NHJ, 3s step in to face 1s NHJ  
 17-24 1s+3s dance Rondel.  
 25-32 2s+3s+1s circle 6H round and back.

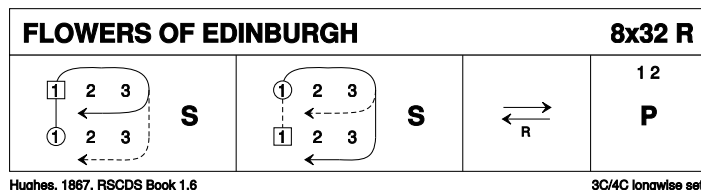


## 7 INTERMISSION

## 8 FLOWERS OF EDINBURGH R32 · 3/4L

RSCDS I 6 · Crib: E-cribs · Diagram: Keith Rose's Diagrams

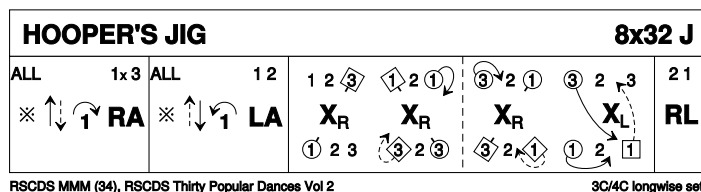
- 1– 1W followed by 1M casts off 2, 1W crosses below 3c and casts up M side **while** 1M dances up the middle, both to P's place {6} | 1c set  
 9– 1c repeat with 1M casting, finishing in original places  
 17– 1c lead down the middle and up  
 25– 1c+2c Poussette



## 9 HOOPER'S JIG J32 · 3/4L

Miss Milligan's Miscellany of Scottish Country Dances · Crib: E-cribs · Diagram: Keith Rose's Diagrams

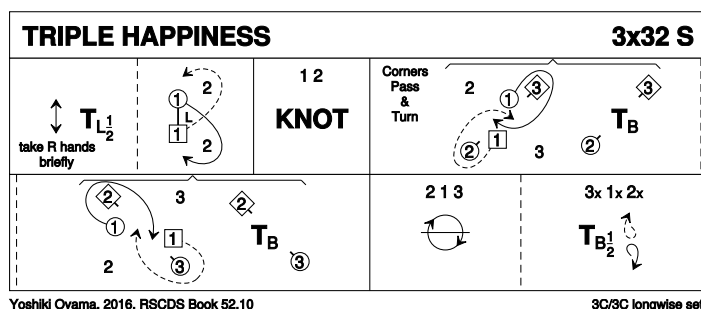
- 1– All clap, 1c cross Rsh and cast off one (2c up) ; 1c+3c RHA  
 9– All clap, 1c cross back Rsh, cast up to own place (2c down) ; 1c+2c LHA  
 17– 1M+3W change places RH | 1W+3M change RH, **while{2}** 1M+3W dance a Rsh loop ; 1M+3W cross back RH **while{2}** 1W+3M loop | 1W+3M cross back LH, 1W to 2pl **while{2}** 1M casts to 2pl (2c up)  
 25– 2c+1c R&L



## 10 TRIPLE HAPPINESS S32 · 3/3L

Yoshiki Oyama: RSCDS LII 10 · Crib: E-cribs · Diagram: Keith Rose's Diagrams

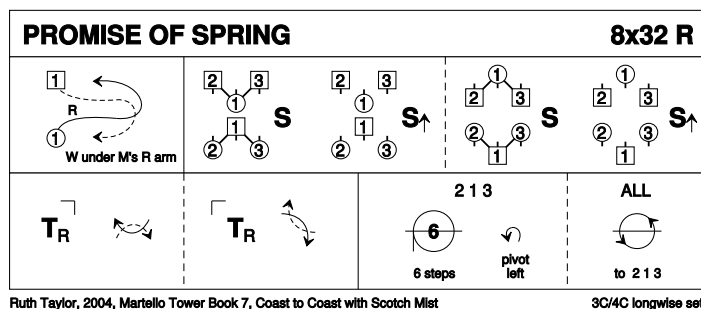
- 1– 1c A&R{1+1} taking (or shaking) RH briefly | turn LH ½ facing down ; cross LH between 2c and cast up to 1pl  
 9– 1c+2c The Knot, 1c finish facing 1cnrs (2,1,3)  
 17– Corners Pass and Turn BH (2,1,3)  
 25– All chase clw ½ ; turn BH ½, face each other | cast R to exchanged places (3,1,2)



## 11 PROMISE OF SPRING R32 · 3/4L

Ruth Taylor: Martello Tower Book 7 · Crib: SCDDDB Contributed Cribs & Diagrams · Diagram: Keith Rose's Diagrams

- 1–4 1s lead down the middle, 2s step up on bars 3–4  
 5–8 On bar 5, 1M turns his partner under his right arm, they lead up to 2nd place and finish in the centre of the set, back to back, facing opposite sides.  
 9–16 2s, 1s & 3s dance “Angus MacKinnon Triangles”  
 17–24 1s turn 1st corner RH, pass each other right shoulders, turn 2nd corner RH and pass each other right shoulder to finish in 2nd place own sides. (Corners dance for 4 bars.)  
 25–28 2s, 1s & 3s dance six hands round to the left for SIX steps and then on bar 28, cross right foot over left and, keeping the weight on both feet and releasing hands, pivot round to face out pulling left shoulder back.  
 29–32 2s, 1s & 3s dance around in a chase (anticlockwise) back to own sides.



## 12 WALTZ